The Slice Family

The Slice Combo pairs a diffuse general source with a punchy, directional downlight in a single fixture. As part of the Slice family, it is offered in linear 1” and 2” wide profiles in recessed, surface and pendant options. This 1" recessed fixture combines the Multicell and Lensed fixtures to allow an almost infinite number of design options. We have defined a series of standard offerings within this datasheet, but expect that you will want to modify the configurations for your project needs. Please take heed of the design criteria for minimum sizes. For more detail on the lens or multicell sections please refer to the datasheets (SL1DC-LFRC or SL1DC-MCFRC). The Slice Combo can be used to illuminate your space with precision.

PROJECT: TYPE:

SPECIFIER: DATE:

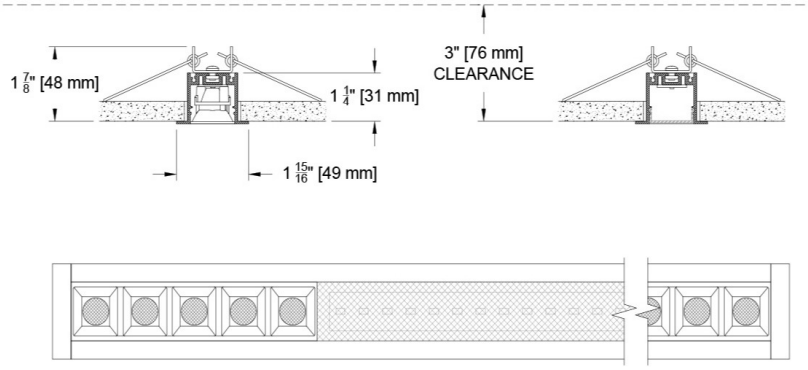

Key Points (SL1DC-CBRC)

Source / Optics

- Lensed - Even illumination with wide (~100°) lambertian distribution.
- Lensed - Even illumination with wide (~100°) lambertian distribution.
- Multicell - Up to 1700 Lumens/foot
- 3 beam spreads - 15°, 30° and 45°
- 57/63+ lumens per watt/foot (multicell/lensed respectively).
- Multicell - Ultra low glare with UGR values <10.
- <3 MacAdam Steps (<3 SDCM).
- CCT offerings - 2700k, 3000k, 3500k and 4000k.
- 90+ CRI and 50+ R9
- Supports CA Title 24 part 6 compliance meeting JA8 requirements

Housing

- 14 available housing finishes+ custom/RAL available for flanged trims.
- Profile allows continuous runs to your desired length. thorugh combinations of general illumination modules with multicell down lights using three building blocks: lensed downlights, multicell downlights and the optional made to length blank panels, for separation between modules and fillers to allow fabrication to exact lengths.
- Lengths longer than 8' are assembled in the field with engineered joiners
- Damp listed

Driver And Control

- Universal 120v to 277v.
- Remote driver mounting required.
- 0.1% dimming availalbe in 0-10 or DALI-2 protocols.
- Flicker Free to IEEE 1789-2015 (low risk to no risk).
- Universal 120v to 277v.

Lumens and Length of 5 Cell Module											
2” Slice		Length		SO6 (6 Watt System)				SO11 (11 Watt System)			
Modules	Cells	US (in)	Metric (mm)	Delivered Lm			System Watts	Delivered Lm			System Watts
				15°	30°	45°		15°	30°	45°	
1	5	5	136	493	542	523	6	669	749	736	11

Lumens per Foot for lensed sections				
2” Linear Lensed		Performance/Foot		
Source	System Watts (W/ft)	Delivered Lumens (lm/ft)	Lumens/Watt (ft)	Peak cd
F4	5	317	66	125
F8	10	633	66	215

© 2026 Specialty Lighting Industries
NOTE: Last Updated on Wed, Oct 21, 2026 4:47 PM.
These specifications are subject to change without notice.
Specialty Lighting Industries
1306 Doris Ave., Ocean, NJ 07712
Tel. 732.517.0800 | Fax 732.517.0971

specialty lighting industries

Ordering Codes

PROJECT:

SPECIFIER:

DATE:

TYPE:

QUANTITY:

Ordering Code Example: SL1DC-CBRC-AF-8A-SO11/F8-30-45-SY1-WH

FIXTURE	MOUNTING	CONFIGURATION	LUMENS / WATTS	CCT	BEAM	DRIVER / CONTROL	HOUSING FINISH	ACCESSORIES
SL1DC-CBRC								
Slice 1" Continuous Linear Recessed Combination Downlight	**Flanged Housings** AF ● ● Flanged Airtight/IC	4A 4ft (nominal) 5 cell ends - 3' lens center 5A 5ft (nominal) 5 cell ends - 4' lens center 6A 6ft (nominal) 5 cell ends - 5' lens center 8A 8ft (nominal) 5 cell ends - 7' lens center 8B 8ft (nominal) 5 cell ends and center - two 3' lens sections CST Custom Submit sketch/ dwg of desired configuration and fixture length. 10 cell minimum for Multicell. 1ft minimum for lens section. 3ft minimum overall length. Insert any blank lengths as desired. Refer to Slice 1" Mutlicell and Lens datasheets for more information. Lengths > 96" are shipped in 96" sections and assembled with engineered joiner	**Lens** F4 5W 703Lm 90+CRI, 50+R9 values per foot F8 10W 1363Lm 90+CRI, 50+R9 values per foot **Multicell** SO6 ● ● 12W/ft * 876Lm/ft* 90+CRI, 50+R9 Specialty Board SO11 ● ● 22W/ft 1714Lm/ft * 90+CRI, 50+R9 Specialty Board *Extrapolated from 5 cell (5.25") 30° module. Refer to photometric table for more exact power and lumen data ● ● Supports CA T24 part 6 compliance meeting JA8 requirements	27 2700K 30 3000K 35 3500K 40 4000K	15 Spot 30 Narrow Flood 45 Flood	SY1 0-10 1.0%, UNV (120-277V) linear SY2 0-10* 1.0%, UNV (120-277V) log E1 0-10 0.1%, UNV (120-277V) log E2 DALI-2 0.1%, UNV (120-277V) log E3 0-10 0.1%, UNV (120-277V) linear *Log dimming curve available on >=15 cell selection Note: Remote driver required for all fixture lengths. See Electrical Guide for wire run distances ELECTRICAL GUIDE LINK	**Standard** B Black Paint **Optional** W White Paint PXX Specialty Paint Color* P01-P15 C Custom/RAL* Note: Baffle is black only *See Finish Guide FINISH GUIDE LINK	EM Emergency Pack CP Chicago Plenum

© 2026 Specialty Lighting Industries

NOTE: Last Updated on Wed, Oct 21, 2026 4:47 PM.
These specifications are subject to change without notice.

Specialty Lighting Industries
1306 Doris Ave., Ocean, NJ 07712
Tel. 732.517.0800 | Fax 732.517.0971

Fixture Lengths and Design Criteria

Standard and Custom

Standard defined lengths and configurations are shown below. Using the basic building blocks of celled modules, lensed modules and blank panels, custom continuous runs are available using the following design criteria: minimum of two 5 cell modules at any location within a specified run; minimum 1ft length of lensed section at any location within a specified run; blank panels of any length greater than 1/2" permitted; and minimum overall length > 3ft.

SL1DC-CBRC - Standard Modular Configurations (5 cell runs)



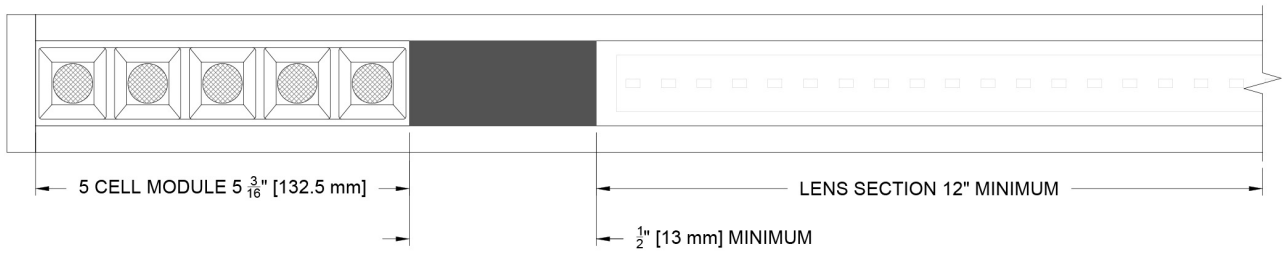

© 2026 Specialty Lighting Industries

NOTE: Last Updated on Wed, Oct 21, 2026 4:47 PM.
These specifications are subject to change without notice.

Specialty Lighting Industries
1306 Doris Ave., Ocean, NJ 07712
Tel. 732.517.0800 | Fax 732.517.0971

Ceiling Cutouts and Dimensions

Furnish layouts of any non-standard runs for the purpose of submittal drawings which require approval prior to fabrication.

SL1DC-CBRC - Recessed Flanged AF

(SL1DC-CBRC-AF)

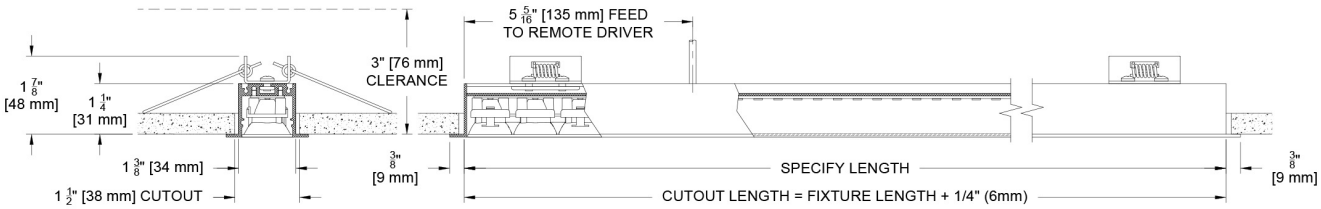

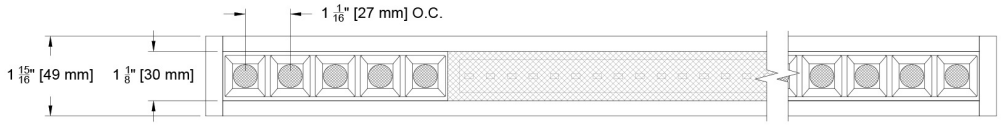

Remote Driver Enclosure

REMOTE MOUNTING REQUIRED

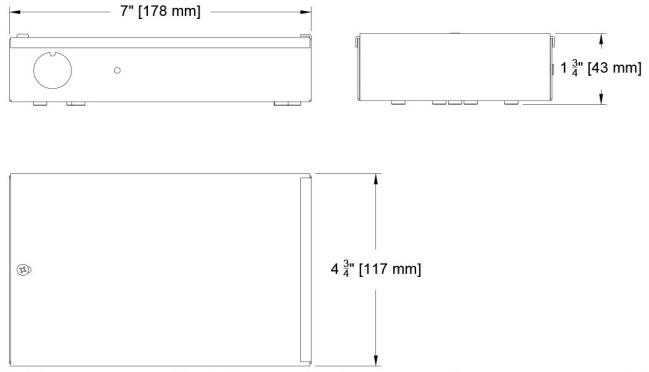

REMOTE MOUNTING REQUIRED

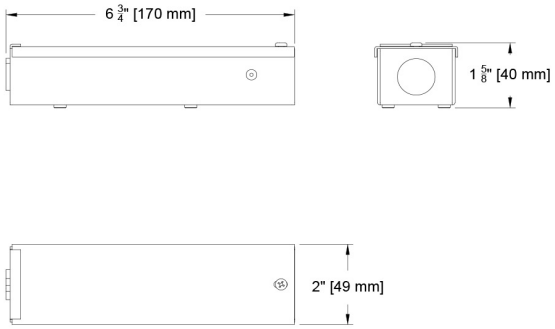

*** Note: Small driver enclosures is for use with a pair of 5 cell multicell units. For quantities greater than two 5 cell multicell units, the larger enclosure is used. Larger enclosure is used for lensed sections.**

© 2026 Specialty Lighting Industries

Specialty Lighting Industries
1306 Doris Ave., Ocean, NJ 07712
Tel. 732.517.0800 | Fax 732.517.0971

Photometric Table

Values are delivered lumens based on a 5-cell module at 5.21" (5 1/4") (132.5mm) and extrapolated for per foot numbers or 1 foot of lensed section. CAUTION: IES FILES ARE FOR A 5 CELL MODULE. CALCULATIONS MUST PLACE THE 5 CELL MODULE FILE 5.21" (132.5mm) ON CENTER OR 1 FOOT LENSED SECTION AT THE APPROPRIATE LOCATION OF THE DEFINED CONFIGURATION. All data is based on goniometer measurements of production representative product. Measurements are taken at 3000 CCT with a black baffle and can vary +/- 10% from LED manufacturer rated flux range.

Slice 1" Multicell Linear Downlight - S06 (6 Watt System)

1" Slice		Length		Delivered Lumens		
Modules	Cells	US (in)	Metric (mm)	15°	30°	45°
N/A	1	1.1	27.1	98.5	109	104.8
1	5	5	136	493	542	523
2	10	11	271	985	1090	1048
3	15	16	407	1478	1635	1572

CCT Multiplier	
CCT	Citizen
2700	0.95
3000	1.00
3500	1.05
4000	1.1

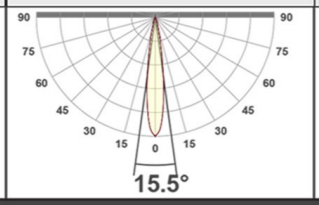

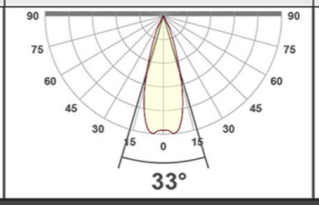

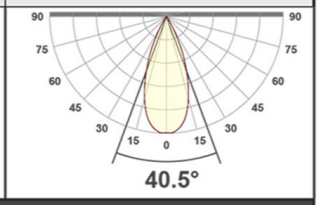

Slice 1" Multicell Linear Downlight - S011 (11 Watt System)

1" Slice		Length		Delivered Lumens		
Modules	Cells	US (in)	Metric (mm)	15°	30°	45°
N/A	1	1.1	27.1	133.7	147.6	146.7
1	5	5	136	669	749	736
2	10	11	271	1337	1476	1467
3	15	16	407	2006	2214	2201

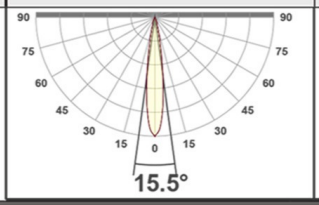

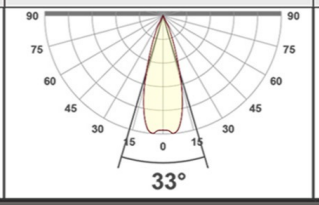

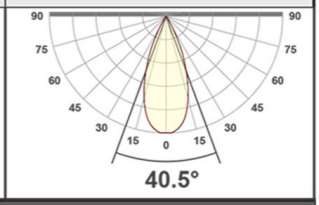

Lumens per Foot for lensed sections

2" Linear Lensed		Performance/Foot		
Source	System Watts (W/ft)	Delivered Lumens (lm/ft)	Lumens/Watt (ft)	Peak cd
F4	5	317	66	125
F8	10	633	66	215

CCT Multiplier	
CCT	Citizen
2700	0.96
3000	1.00
3500	1.03
4000	1.04
ISO CD plot based on F8 source.	

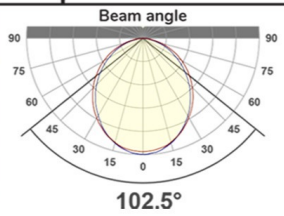

© 2026 Specialty Lighting Industries
NOTE: Last Updated on Wed, Oct 21, 2026 4:47 PM.
These specifications are subject to change without notice.
Specialty Lighting Industries
1306 Doris Ave., Ocean, NJ 07712
Tel. 732.517.0800 | Fax 732.517.0971

Color Data

All data is based from goniometer measurements of production representative product. All lumen values can vary +/- 10% from LED manufacturer rated data range. Measurements at 3000 CCT unless otherwise noted.

SO6 & SO11

SO6 - 15°

90 CRI | 50 R9 | 91 RF | 97 RG

Spectra

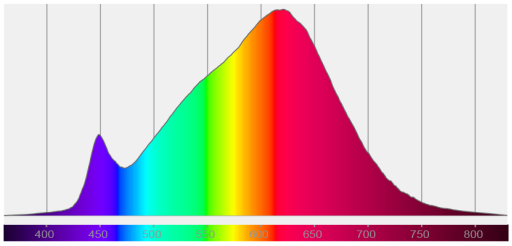

CRI: 90.4 (R1-R8)

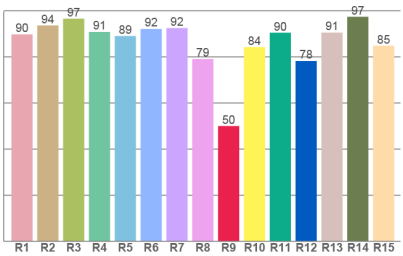

Color distortion

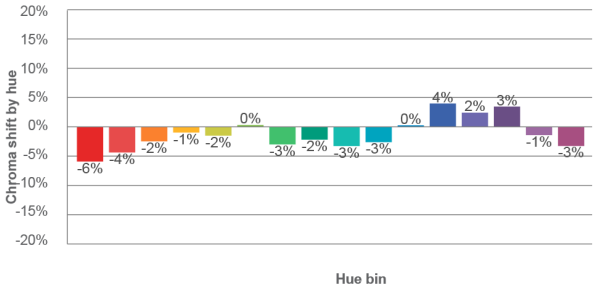

TM30: 91.5

TM-30Color

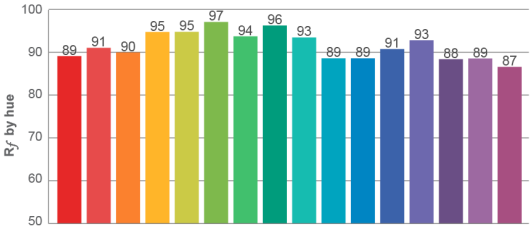

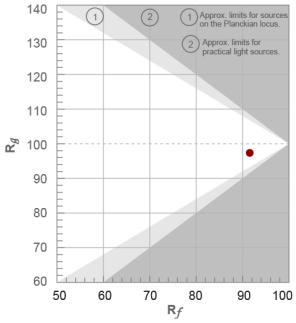

SO6 - 30°

90 CRI | 48 R9 | 91 RF | 98 RG

Spectra

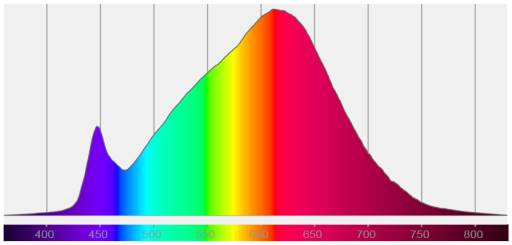

CRI: 90.0 (R1-R8)

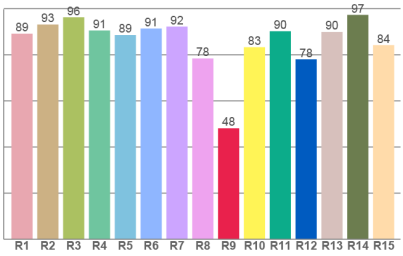

Color distortion

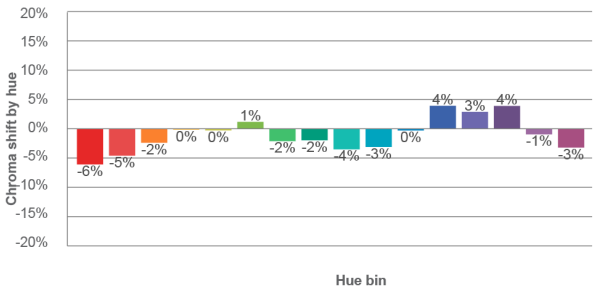

TM30: 91.3

TM-30Color

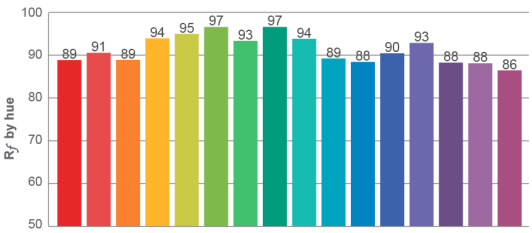

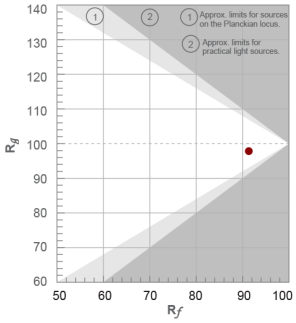

SO6 & SO11

© 2026 Specialty Lighting Industries

NOTE: Last Updated on Wed, Oct 21, 2026 4:47 PM.
These specifications are subject to change without notice.

Specialty Lighting Industries
1306 Doris Ave., Ocean, NJ 07712
Tel. 732.517.0800 | Fax 732.517.0971

SO6 - 45°

90 CRI | 50 R9 | 91 RF | 99 RG

Spectra

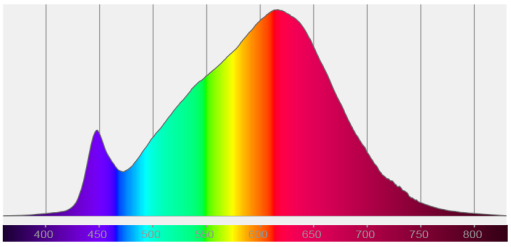

CRI: 90.3 (R1-R8)

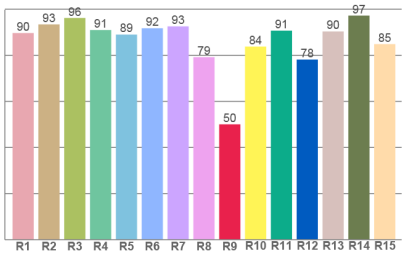

Color distortion

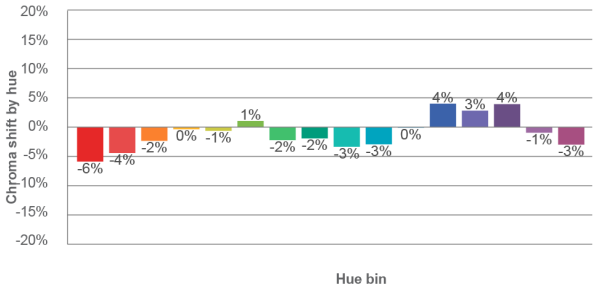

TM30: 91.5

TM-30Color

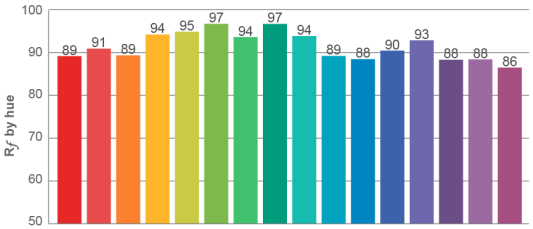

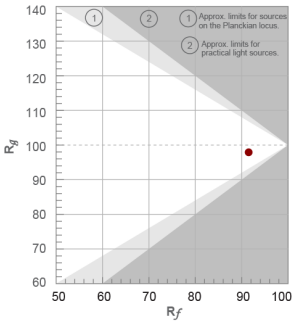

SO11 - 15°

90 CRI | 48 R9 | 91 RF | 97 RG

Spectra

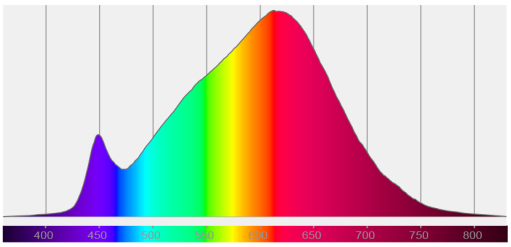

CRI: 90.0 (R1-R8)

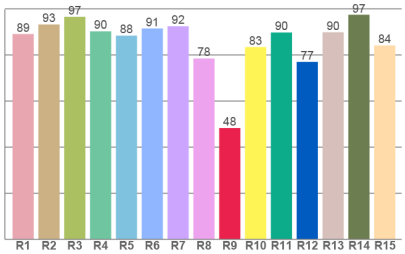

Color distortion

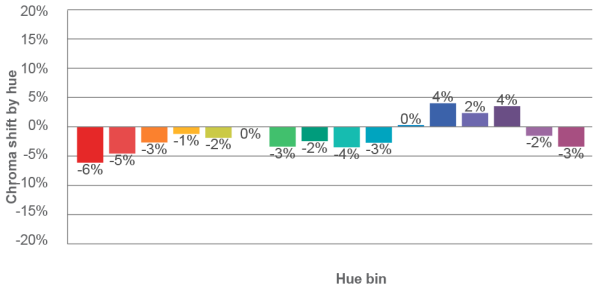

TM30: 91.2

TM-30Color

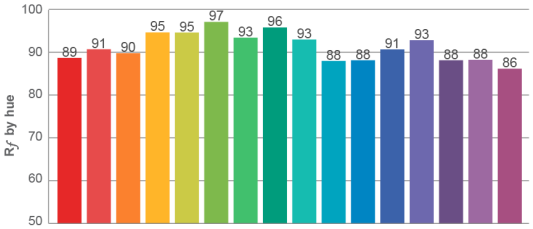

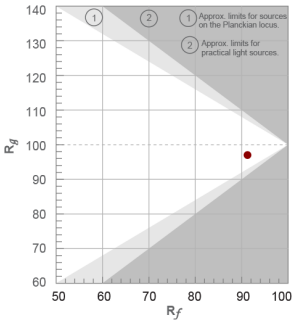

© 2026 Specialty Lighting Industries

NOTE: Last Updated on Wed, Oct 21, 2026 4:47 PM.
These specifications are subject to change without notice.

Specialty Lighting Industries
1306 Doris Ave., Ocean, NJ 07712
Tel. 732.517.0800 | Fax 732.517.0971

SO6 & SO11

SO11 - 30°

89 CRI | 47 R9 | 91 RF | 98 RG

Spectra

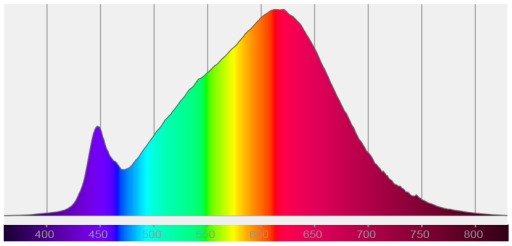

CRI: 89.6 (R1-R8)

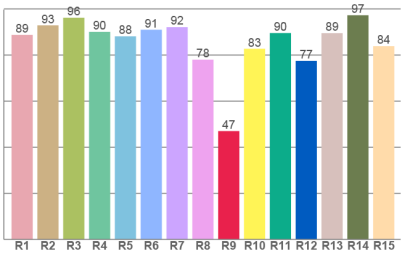

Color distortion

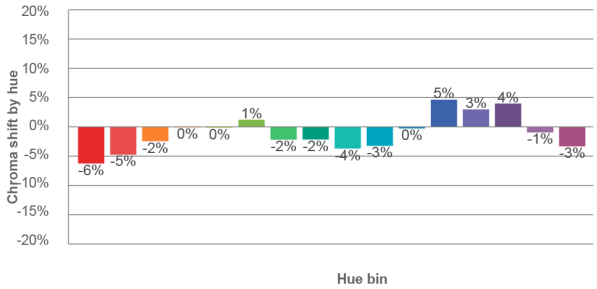

TM30: 91.1

TM-30Color

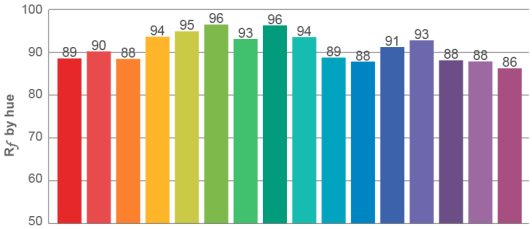

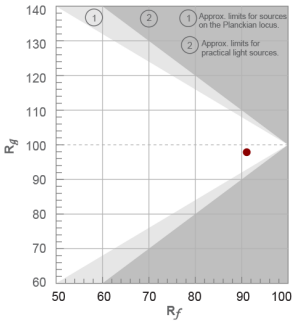

SO11 - 45°

90 CRI | 48 R9 | 91 RF | 97 RG

Spectra

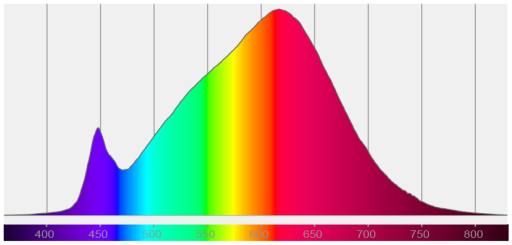

CRI: 89.9 (R1-R8)

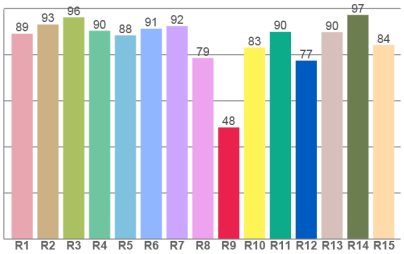

Color distortion

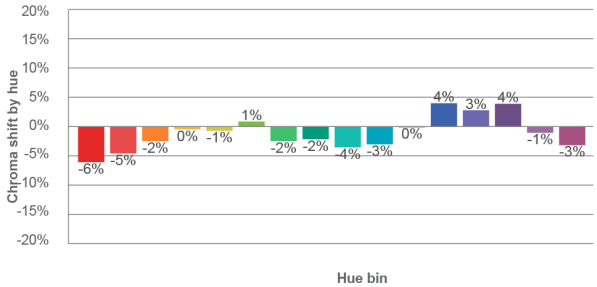

TM30: 91.3

TM-30Color

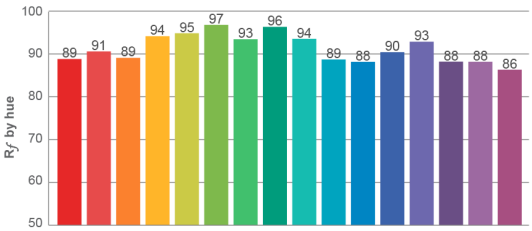

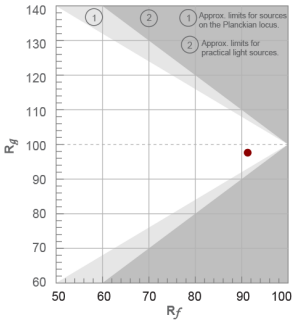

© 2026 Specialty Lighting Industries

NOTE: Last Updated on Wed, Oct 21, 2026 4:47 PM.
These specifications are subject to change without notice.

Specialty Lighting Industries
1306 Doris Ave., Ocean, NJ 07712
Tel. 732.517.0800 | Fax 732.517.0971